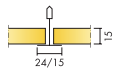


Ecophon Gedina™ A


Ecophon Gedina™ A has an exposed grid system with each tile individually demountable for easy access to above soffit. Ecophon Gedina™ A is made for applications which require an easy install, suspended ceiling and meet standard functional demands.




SYSTEM RANGE




Size, mm	600x600	1200x600	1200x1200
Connect T15	•	•	•
Connect T24	•	•	•
Thickness	15	15	15
Inst. Diagr.	M118, M237	M118	M118



Gedina A tile



Gedina A tile



Section of Gedina A system



Gedina A system

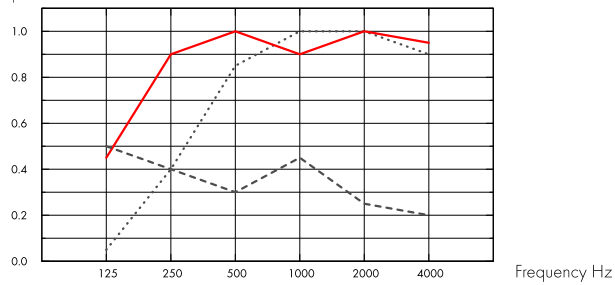
Acoustic



Sound Absorption:

Test results according to EN ISO 354. Classification according to EN ISO 11654.

α_p , Practical sound absorption coefficient



- Gedina A 15 mm, 50 mm o.d.s.
- Gedina A 15 mm, 200 mm o.d.s.
- Gedina A/gamma 15 mm, 200 mm o.d.s.
- o.d.s = overall depth of system

	THK mm	o.d.s. mm	α_p , Practical sound absorption coefficient						α_w	Sound absorption class
			125 Hz	250 Hz	500 Hz	1000 Hz	2000 Hz	4000 Hz		
-	15	50	0.05	0.40	0.85	1.00	1.00	0.90	0.70	C
-	15	200	0.45	0.90	1.00	0.90	1.00	0.95	1.00	A
gamma	15	200	0.50	0.40	0.30	0.45	0.25	0.20	0.30	D

	THK mm	o.d.s. mm	NRC	SAA
-	15	50	0.80	
-	15	200	0.95	0.00
-	15	400	0.85	0.86

THK mm	AC(1.5) Articulation Class, ASTM E1111, ASTM E1110	D_{nfw} Weighted normalized flanking level difference, ISO 10848-2	CAC dB Ceiling Attenuation Class, ASTM 1414, ASTM E413
15	190	19	19

Indoor Air Quality



Certificate / Label

Eurofins Indoor Air Comfort®

French VOC

IAC Gold

A+





Carbon footprint

kg CO ₂ equiv/m ²		Life-cycle stages A1 to C4 from EPD, in conformity with ISO 14025 / EN 15804
Gedina A	2,06	



Circularity

Minimum post-consumer recycled content	46%
Recyclability	Fully recyclable



Fire safety

Country	Class		The glass wool core of the tiles is tested and classified as non-combustible according to EN ISO 1182.
Europe	EN 13501-1	A2-s1,d0	



Humidity Resistance

Classification
Class C, RH 95% and 30°C



Visual appearance

White 500, nearest NCS colour sample S 0500-N, 84% light reflectance.



Cleanability

Daily dusting and vacuum cleaning. Weekly wet wiping.



Accessibility

The tiles are easily demountable. Minimum demounting depth according to installation diagrams.



Installation

Installed according to installation diagrams, installation guides and drawing aid. For information regarding minimum overall depth of system see quantity specification.



System weight

	kg/m ²	Weight information is indicative and subject to variation.
Gedina A	1,3	
Gedina A + Connect grid system	2,3	
Gedina A/Gamma	1,7	
Gedina A/Gamma + Connect grid system	2,7	



Mechanical properties

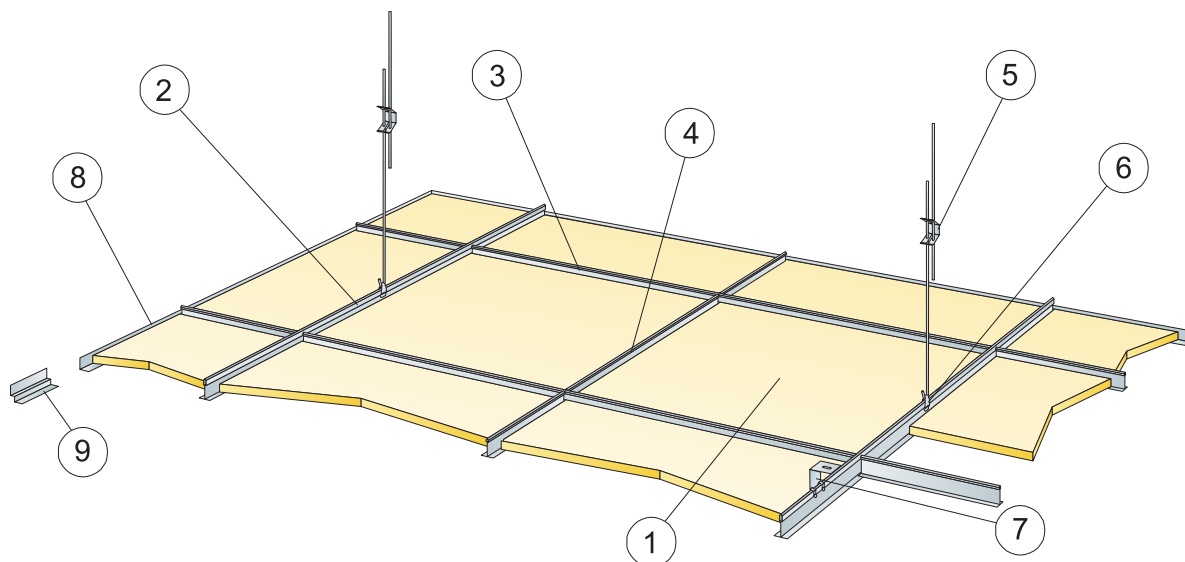
See table about Max live load and Min load bearing capacity and Functional demands, Mechanical properties at www.ecophon.com.



CE

Ecophon ceiling systems are CE marked according to the European harmonized standard EN13964:2014. CE marked construction products are covered by a Declaration of Performance (DOP) which enables customers and users to easily compare performance of products available on the European market.

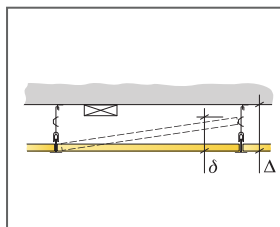
INSTALLATION DIAGRAM (M118) FOR ECOPHON GEDINA A



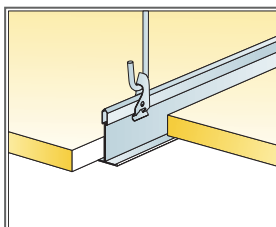
© Ecophon Group

QUANTITY SPECIFICATION (EXCL. WASTAGE)

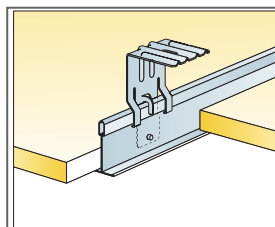
	Size, mm		
	600x600	1200x600	1200x1200
1 Gedina A	2,8/m ²	1,4/m ²	0,7/m ²
2 Connect T24 or T15 Main runner, installed at 1200 mm centres (max. distance from wall 600 mm, can be extended up to 1200 mm if no live load between Main runner and wall).	0,9m/m ²	0,9m/m ²	0,9m/m ²
3 Connect T24 or T15 Cross tee, L=1200 mm, installed at 600 mm centres	1,7m/m ²	1,7m/m ²	0,9m/m ²
4 Connect T24 or T15 Cross tee, L=600 mm	0,9m/m ²	-	-
5 Connect Adjustable Hanger, installed at 1200 mm centres (max. distance from wall 600 mm)	0,7/m ²	0,7/m ²	0,7/m ²
6 Connect Hanger Clip (not to be used in swimming hall environments)	0,7/m ²	0,7/m ²	0,7/m ²
7 For direct installation: Connect Direct Bracket, installed at 1200 mm centres	0,7/m ²	0,7/m ²	0,7/m ²
8 Connect Angle Trim, fixed at 300 mm centres	as required	as required	as required
9 Connect Shadow-line Trim, fixed at 300 mm centres	as required	as required	as required
Δ Min. overall depth of system, with adjustable hanger: 100 mm, with direct bracket: 50 mm	-	-	-
δ Min. demounting depth: 120 mm (130 mm with 1200x1200)	-	-	-
For luminaire integration in panels use Connect Bridging	-	-	-



See Quantity Specification



Suspension with adjustable hanger and clip

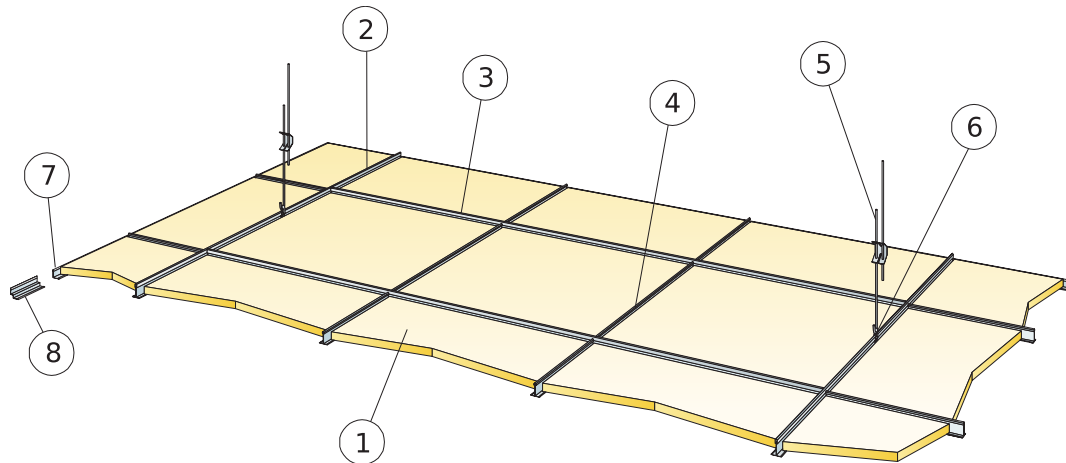


Suspension with direct bracket

Size, mm	Max live load [N]	Min load bearing capacity [N]
600x600x15	50	160
1200x600x15	50	160
1200x1200x15	50	160

Live load/load bearing capacity

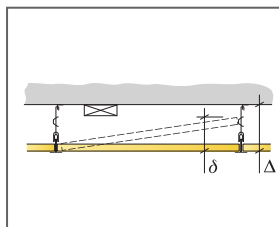
INSTALLATION DIAGRAM (M237) FOR ECOPHON GEDINA A, CONNECT T24 MAIN RUNNER INSTALLED AT 1800 MM CENTRES



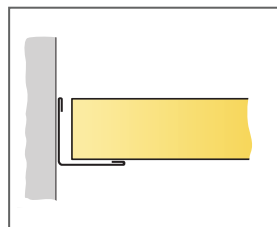
© Ecophon Group

QUANTITY SPECIFICATION (EXCL. WASTAGE)

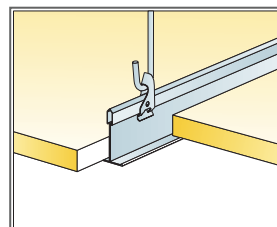
	Size, mm
	600x600
1 Gedina A	2,8/m ²
2 Connect T24 Main runner, installed at 1800 mm centres (max. distance from wall 600 mm, can be extended up to 1200 mm if no live load between Main runner and wall).	0,56/m ²
3 Connect T24 Cross tee, L=1800 mm	1,7m/m ²
4 Connect T24 Cross tee, L=600 mm centres	1,1m/m ²
5 Connect Adjustable hanger, installed at 1200 mm centres (max. distance from wall 600 mm)	0,46/m ²
6 Connect Hanger clip	0,46/m ²
7 Connect Angle trim, fixed at 300 mm centres	as required
8 Alt. Connect Shadow-line Trim, fixed c300	as required
δ Min. demounting depth: 120 mm	-
Δ Min. overall depth of system, with adjustable hanger: 100 mm, with direct bracket: 50 mm	-



See Quantity Specification



Straight cut, panel resting on wall trim



Suspension with adjustable hanger and clip

Size, mm	Max live load [N]	Min load bearing capacity [N]
600x600x15	20	160

Live load/load bearing capacity



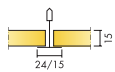
Ecophon Gedina™ A + Extra Bass

The Gedina™ A ceiling has an exposed grid with each tile easily demountable. Placed on top of the Gedina panel is the Extra Bass low frequency absorber. The suspended ceiling system is specially developed for spaces where low frequency absorption is required.




MFC Oostburg, Oostburg, Netherlands

SYSTEM RANGE




Size, mm	600x600	1200x600
Extra Bass	•	•
T15	•	•
T24	•	•
Thickness	15	15
Inst. Diagr.	M376, M379	M376




Gedina A tile



Gedina A system



Gedina A tile



Section of Gedina A + Extra Bass system

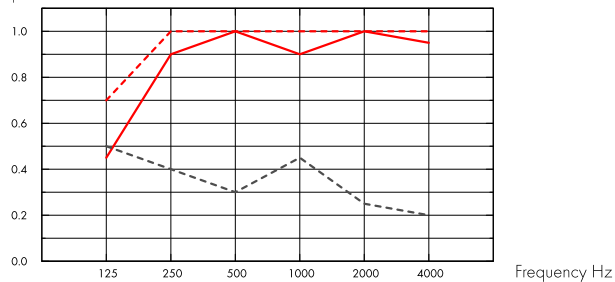
Acoustic



Sound Absorption:

Test results according to EN ISO 354. Classification according to EN ISO 11654.

α_p , Practical sound absorption coefficient



- Gedina A 15 mm, 200 mm o.d.s.
 - - Gedina A 15 mm + Extra Bass 50 mm, 200 mm o.d.s.
 - - - Gedina A/gamma 15 mm, 200 mm o.d.s.
- o.d.s = overall depth of system

	THK mm	o.d.s. mm	α_p , Practical sound absorption coefficient						α_w	Sound absorption class
			125 Hz	250 Hz	500 Hz	1000 Hz	2000 Hz	4000 Hz		
-	15	200	0.45	0.90	1.00	0.90	1.00	0.95	1.00	A
+ Extra Bass	65	200	0.70	1.00	1.00	1.00	1.00	1.00	1.00	A
gamma	15	200	0.50	0.40	0.30	0.45	0.25	0.20	0.30	D

	THK mm	o.d.s. mm	NRC
-	15	200	0.95

Indoor Air Quality



Certificate / Label	
Eurofins Indoor Air Comfort®	IAC Gold
French VOC	A+



Carbon footprint



	kg CO ₂ equiv/m ²
Gedina A	2,06 (Gedina family EPD in conformity with ISO 14025 / EN 15804)
Extra Bass	1,62 (Extra Bass EPD in conformity with ISO 14025 / EN 15804)

Life-cycle stages A1 to C4 from EPD, in conformity with ISO 14025 / EN 15804



Circularity

Minimum post-consumer recycled content - Gedina A	46%
Minimum post-consumer recycled content - Extra Bass	66%
Recyclability	Fully recyclable



Fire safety

Country	Fire standard	Class
Europe	EN 13501-1	A2-s1,d0

The glass wool core of the tiles is tested and classified as non-combustible according to EN ISO 1182.



Humidity Resistance

Class C, relative humidity 95% and 30°C, according to EN 13964:2014



Visual appearance

White 500, nearest NCS colour sample S 0500-N, 84% light reflectance.



Cleanability

Daily dusting and vacuum cleaning. Weekly wet wiping.



Accessibility

The tiles are easily demountable. Minimum demounting depth according to installation diagrams.



Installation

Installed according to installation diagrams, installation guides and drawing aid. For information regarding minimum overall depth of system see quantity specification.



System weight

	kg/m ²
Gedina E	1,3
Gedina E + Connect grid system	2,3
Gedina E/Gamma	1,7
Gedina E/Gamma + Connect grid system	2,7

Weight information is indicative and subject to variation.



Mechanical properties

See table about Max live load and Min load bearing capacity and Functional demands, Mechanical properties at www.ecophon.com.

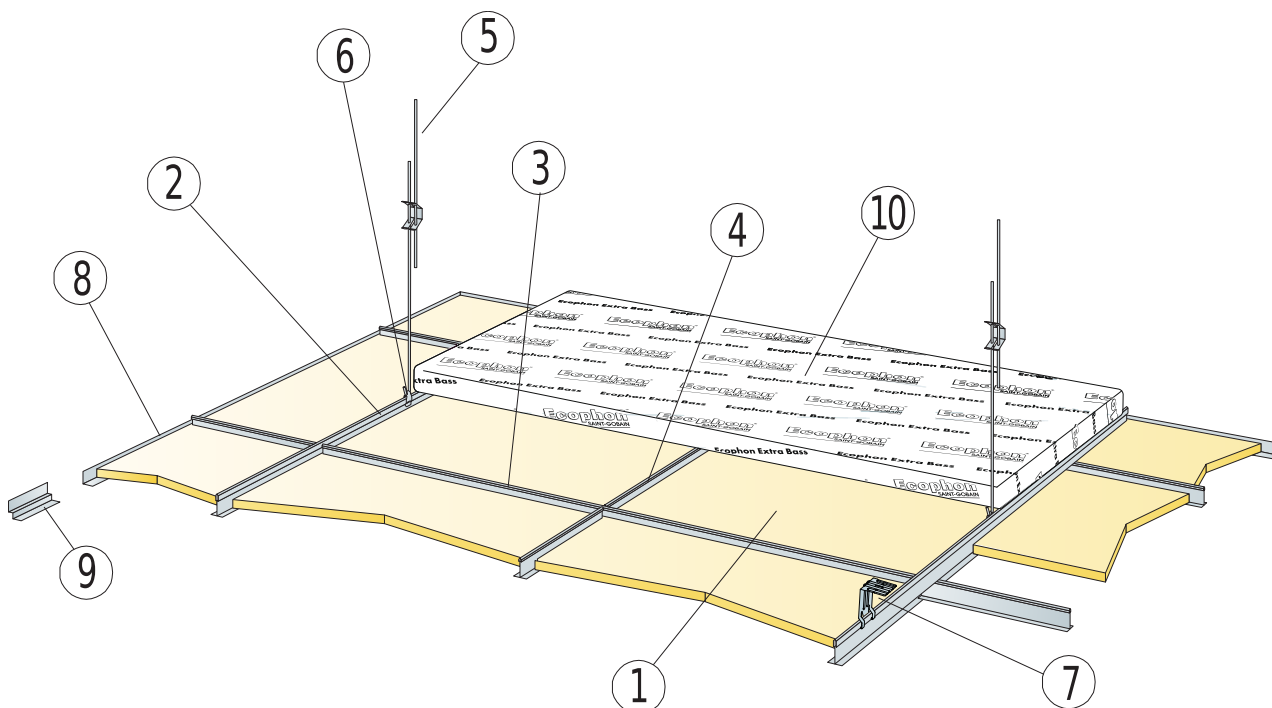


CE

Ecophon ceiling systems are CE marked according to the European harmonized standard EN13964:2014. CE marked construction products are covered by a Declaration of Performance (DOP) which enables customers and users to easily

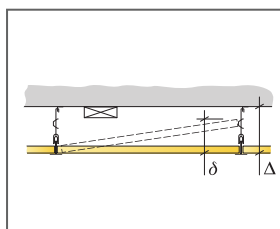
compare performance of products available on the European market.

INSTALLATION DIAGRAM (M376) FOR ECOPHON GEDINA A + EXTRA BASS

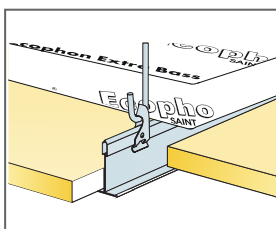


QUANTITY SPECIFICATION (EXCL. WASTAGE)

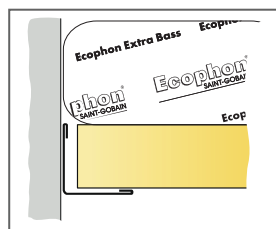
	Size, mm	
	600x600	1200x600
1 Gedina A	2,8/m ²	1,4/m ²
2 Connect T24 or T15 Main runner, installed at 1200 mm centres (max. distance from wall 600 mm, can be extended up to 1200 mm if no live load between Main runner and wall).	0,9m/m ²	0,9m/m ²
3 Connect T24 or T15 Cross tee, L=1200 mm, installed at 600 mm centres	1,7m/m ²	1,7m/m ²
4 Connect T24 or T15 Cross tee, L=600 mm	0,9m/m ²	-
5 Connect Adjustable Hanger, installed at 1200 mm centres (max. distance from wall 600 mm)	0,7/m ²	0,7/m ²
6 Connect Hanger Clip (not to be used in swimming hall environments)	0,7/m ²	0,7/m ²
7 For direct installation: Connect Direct Bracket, installed at 1200 mm centres	0,7/m ²	0,7/m ²
8 Connect Angle Trim, fixed at 300 mm centres	as required	as required
9 Connect Shadow-line Trim, fixed at 300 mm centres	as required	as required
10 Extra Bass (1200x600x50 mm)	0,7/m ²	0,7/m ²
11	-	-
Δ Min. overall depth of system: 100 mm	-	-
δ Min. demounting depth: 120 mm (tiles without Extra Bass above)	-	-



See Quantity Specification



Suspension with adjustable hanger and clip

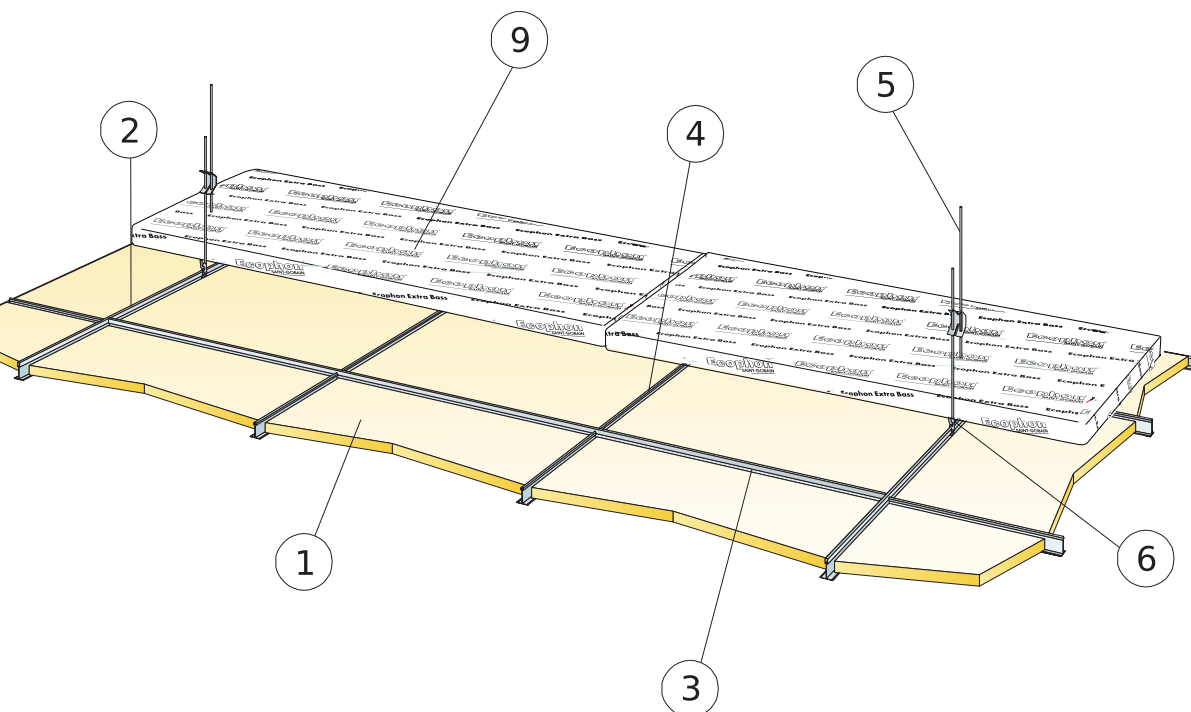


Panels resting on Angle trim

Size, mm	Max live load [N]	Min load bearing capacity [N]
600x600x15	30	160
1200x600x15	30	160

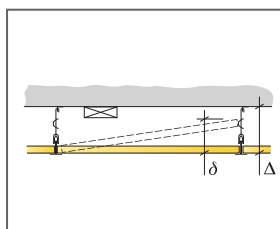
Live load/load bearing capacity

INSTALLATION DIAGRAM (M379) FOR ECOPHON GEDINA A+EXTRA BASS, CONNECT T24 MAIN RUNNER INSTALLED AT 1800 MM CENTRES

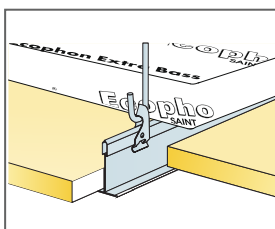


QUANTITY SPECIFICATION (EXCL. WASTAGE)

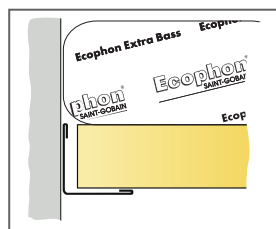
	Size, mm
	600x600
1 Gedina A	2,8/m ²
2 Connect T24 Main runner, installed at 1800 mm centres (max. distance from wall 600 mm, can be extended up to 1200 mm if no live load between Main runner and wall).	0,56m/m ²
3 Connect T24 Cross tee, L=1800 mm	1,7m/m ²
4 Connect T24 Cross tee, L=600 mm centres	1,1m/m ²
5 Connect Adjustable hanger, installed at 1200 mm centres (max. distance from wall 600 mm)	0,46/m ²
6 Connect Hanger clip	0,46/m ²
7 Connect Angle trim, fixed at 300 mm centres	as required
8 Alt. Connect Shadow-line Trim, fixed c300	as required
9 Extra Bass (1200x600x50 mm)	0,7/m ²
10	-
Δ Min. overall depth of system: 100 mm	-
δ Min. demounting depth: 120 mm (tiles without Extra Bass above)	-



See Quantity Specification



Suspension with adjustable hanger and clip



Panels resting on Angle trim

Size, mm	Max live load [N]	Min load bearing capacity [N]
600x600x15	20	160

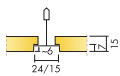
Live load/load bearing capacity

Ecophon Gedina™ E

Ecophon Gedina™ E has a recessed visible grid and a tegular edge design, creating a ceiling with a shadow effect that accentuates each tile and partially conceals the grid system. For applications which require an easy install, suspended ceiling and meet standard functional demands.




SYSTEM RANGE



Size, mm	600x600	1200x600	1200x1200
Connect T15	•	•	
Connect T24	•	•	•
Thickness	15	15	15
Inst. Diag.	M121, M270, M401	M121, M401	M121



Gedina E tile



Section of Gedina E system



Gedina E system

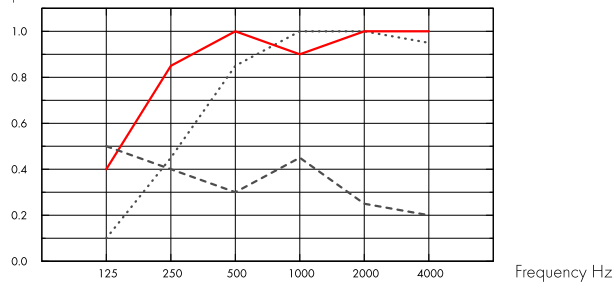
Acoustic



Sound Absorption:

Test results according to EN ISO 354. Classification according to EN ISO 11654, and the single value ratings for Noise Reduction Coefficient, NRC and Sound Absorption Average, SAA according to ASTM C 423.

α_p , Practical sound absorption coefficient



..... Gedina E 15 mm, 60 mm o.d.s.
 — Gedina E 15 mm, 200 mm o.d.s.
 --- Gedina E/gamma 15 mm, 200 mm o.d.s.
 o.d.s = overall depth of system

	THK mm	o.d.s. mm	α_p , Practical sound absorption coefficient						α_w	Sound absorption class
			125 Hz	250 Hz	500 Hz	1000 Hz	2000 Hz	4000 Hz		
-	15	60	0.10	0.45	0.85	1.00	1.00	0.95	0.75	C
-	15	200	0.40	0.85	1.00	0.90	1.00	1.00	1.00	A
gamma	15	200	0.50	0.40	0.30	0.45	0.25	0.20	0.30	D

	THK mm	o.d.s. mm	NRC	SAA
-	15	60	0.85	0.86
-	15	400	0.85	0.83

THK mm	AC(1.5) Articulation Class, ASTM E1111, ASTM E1110	D_{nfw} Weighted normalized flanking level difference, ISO 10848-2	CAC dB Ceiling Attenuation Class, ASTM 1414, ASTM E413
15	190	19	19

Indoor Air Quality



Certificate / Label

Eurofins Indoor Air Comfort®

IAC Gold

French VOC

A+





Carbon footprint

kg CO ₂ equiv/m ²	
Gedina E	2,62

Life-cycle stages A1 to C4 from EPD, in conformity with ISO 14025 / EN 15804



Circularity

Minimum post-consumer recycled content	44%
Recyclability	Fully recyclable



Fire safety

Country	Class	
Europe	EN 13501-1	A2-s1,d0

The glass wool core of the tiles is tested and classified as non-combustible according to EN ISO 1182.



Humidity Resistance

Class C, relative humidity 95% and 30°C, according to EN 13964:2014



Visual appearance

White 500, nearest NCS colour sample S 0500-N, 84% light reflectance.



Cleanability

Daily dusting and vacuum cleaning. Weekly wet wiping.



Accessibility

The tiles are easily demountable. Minimum demounting depth according to installation diagrams.



Installation

Installed according to installation diagrams, installation guides and drawing aid. For information regarding minimum overall depth of system see quantity specification.



System weight

	kg/m ²
Gedina E	1,3
Gedina E + Connect grid system	2,3
Gedina E/Gamma	1,7
Gedina E/Gamma + Connect grid system	2,7

Weight information is indicative and subject to variation.



Mechanical properties

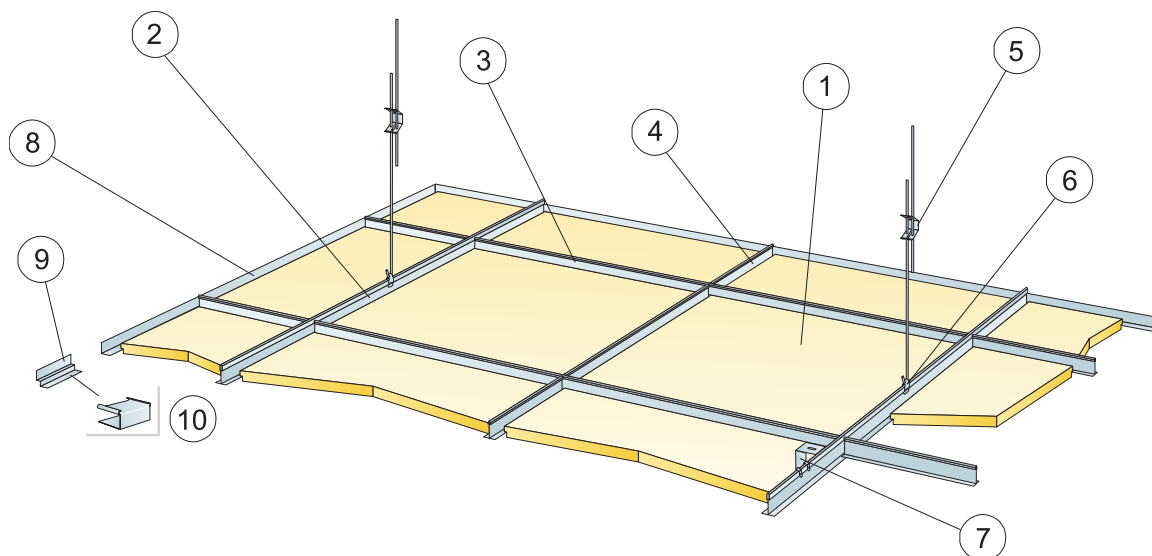
See table about Max live load and Min load bearing capacity and Functional demands, Mechanical properties at www.ecophon.com.



CE

Ecophon ceiling systems are CE marked according to the European harmonized standard EN13964:2014. CE marked construction products are covered by a Declaration of Performance (DOP) which enables customers and users to easily compare performance of products available on the European market.

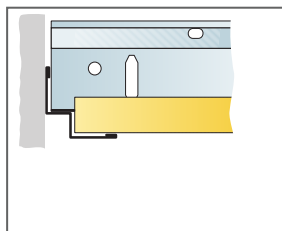
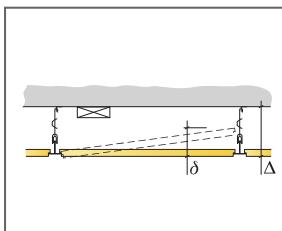
INSTALLATION DIAGRAM (M121) FOR ECOPHON GEDINA E T24



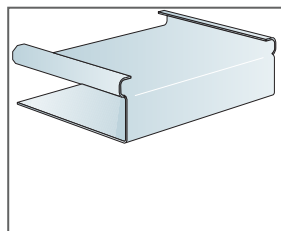
© Ecophon Group

QUANTITY SPECIFICATION (EXCL. WASTAGE)

	Size, mm		
	600x600	1200x600	1200x1200
1 Gedina E	2,8/m ²	1,4/m ²	0,7/m ²
2 Connect T24 Main runner, installed at 1200 mm centres (max. distance from wall 600 mm, can be extended up to 1200 mm if no live load between Main runner and wall).	0,9m/m ²	0,9m/m ²	0,9m/m ²
3 Connect T24 Cross Tee, L=1200 mm, installed at 600 mm centres	1,7m/m ²	1,7m/m ²	0,7m/m ²
4 Connect T24 Cross tee, L=600 mm	0,9m/m ²	-	-
5 Connect Adjustable Hanger, installed at 1200 mm centres (max. distance from wall 600 mm)	0,7/m ²	0,7/m ²	0,7/m ²
6 Connect Hanger Clip (not to be used in swimming hall environments)	0,7/m ²	0,7/m ²	0,7/m ²
7 For direct installation: Connect Direct Bracket, installed at 1200 mm centres	0,7/m ²	0,7/m ²	0,7/m ²
8 Connect Angle Trim, fixed at 300 mm centres	as required	as required	as required
9 Connect Shadow-line Trim, fixed at 300 mm centres	as required	as required	as required
10 Connect E-plug 0158/0154 (for Connect Shadow-line Trim)	as required	as required	as required
Δ Min. overall depth of system, with adjustable hanger: 110 mm, with direct bracket: 60 mm.	-	-	-
δ Min. demounting depth: 120 mm [130 mm with 1200x1200]	-	-	-
For luminaire integration in panels use Connect Bridging	-	-	-



Straight cut, panel resting on shadow-line trim.

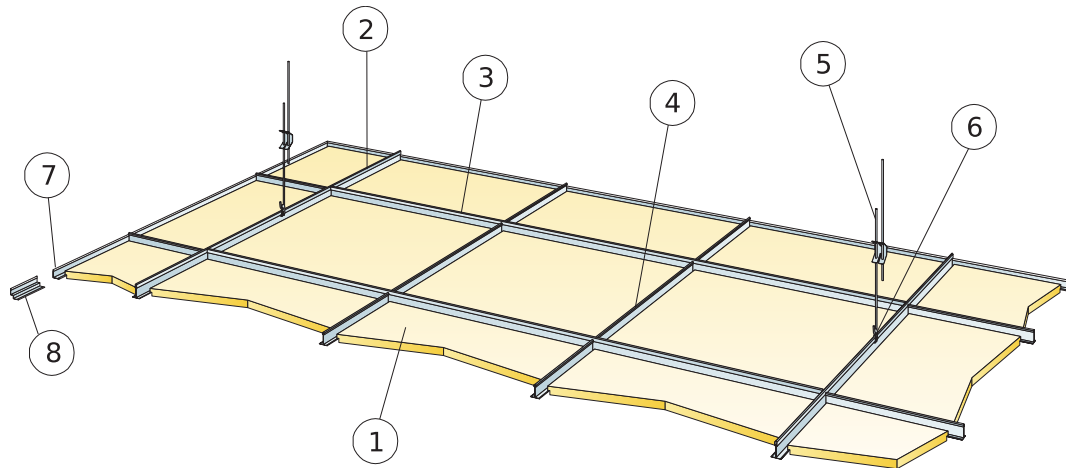


Connect E-plug

Size, mm	Max live load [N]	Min load bearing capacity [N]
600x600x15	30	160
1200x600x15	30	160
1200x1200x15	30	160

Live load/load bearing capacity

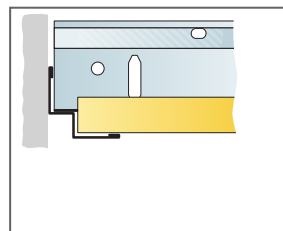
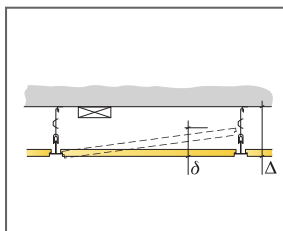
INSTALLATION DIAGRAM (M270) FOR ECOPHON GEDINA E, CONNECT T24 MAIN RUNNER INSTALLED AT 1800 MM CENTRES



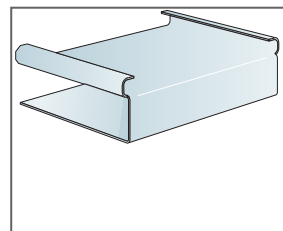
© Ecophon Group

QUANTITY SPECIFICATION (EXCL. WASTAGE)

	Size, mm
	600x600
1 Gedina E	2,8/m ²
2 Connect T24 Main runner, installed at 1800 mm centres (max. distance from wall 600 mm, can be extended up to 1200 mm if no live load between Main runner and wall).	0,56m/m ²
3 Connect T24 Cross tee, L=1800 mm	1,7m/m ²
4 Connect T24 Cross tee, L=600 mm centres	1,1m/m ²
5 Connect Adjustable hanger, installed at 1200 mm centres (max. distance from wall 600 mm)	0,46/m ²
6 Connect Hanger clip	0,46/m ²
7 Connect Angle trim, fixed at 300 mm centres	as required
8 Alt. Connect Shadow-line Trim, fixed c300	as required
Δ Min. overall depth of system, with adjustable hanger: 110 mm, with direct bracket: 60 mm.	-
δ Min. demounting depth: 120 mm	-
For luminaire integration in panels use Connect Bridging	-



Straight cut, panel resting on shadow-line trim.

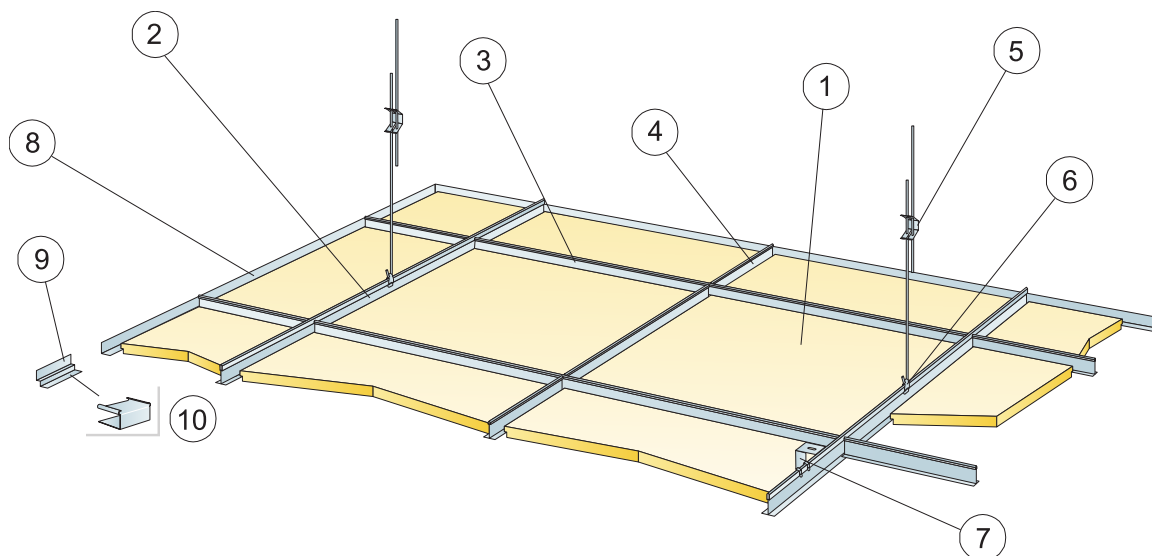


Connect E-plug

Size, mm	Max live load [N]	Min load bearing capacity [N]
600x600x15	20	160

Live load/load bearing capacity

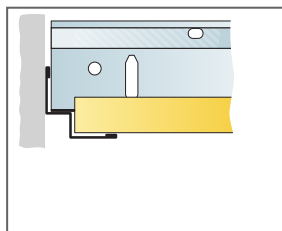
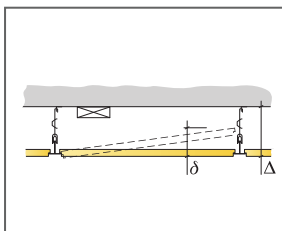
INSTALLATION DIAGRAM (M401) FOR ECOPHON GEDINA E T15



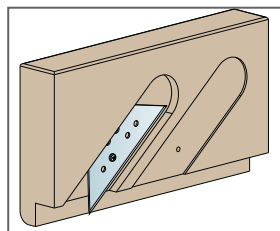
© Ecophon Group

QUANTITY SPECIFICATION (EXCL. WASTAGE)

	Size, mm	
	600x600	1200x600
1 Gedina E T15	2,8/m ²	1,4/m ²
2 Connect T15 Main runner, installed at 1200 mm centres (max. distance from wall 600 mm, can be extended up to 1200 mm if no live load between Main runner and wall).	0,9m/m ²	0,9m/m ²
3 Connect T15 Cross tee, L=1200 mm, installed at 600 mm centres	1,7m/m ²	1,7m/m ²
4 Connect T15 Cross tee, L=600 mm	0,9m/m ²	-
5 Connect Adjustable Hanger, installed at 1200 mm centres (max. distance from wall 600 mm)	0,7/m ²	0,7/m ²
6 Connect Hanger Clip (not to be used in swimming hall environments)	0,7/m ²	0,7/m ²
7 For direct installation: Connect Direct Bracket, installed at 1200 mm centres	0,7/m ²	0,7/m ²
8 Connect Angle Trim, fixed at 300 mm centres	as required	as required
9 Connect Shadow-line Trim, fixed at 300 mm centres	as required	as required
Δ Min. overall depth of system, with adjustable hanger: 110 mm, with direct bracket: 60 mm.	-	-
δ Min. demounting depth: 120 mm	-	-
For luminaire integration in panels use Connect Bridging	-	-



Straight cut, panel resting on shadow-line trim.



Cutting tool E

Size, mm	Max live load [N]	Min load bearing capacity [N]
600x600x15	30	160
1200x600x15	30	160

Live load/load bearing capacity

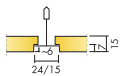


Ecophon Gedina™ E + Extra Bass


The Gedina™ E ceiling has a recessed visible grid and a tegular edge design. Placed on top of the Gedina E panel is the Extra Bass low frequency absorber. This suspended ceiling system is especially well suited for spaces where low frequency absorption is required.



SYSTEM RANGE



Size, mm	600x600	1200x600
Extra Bass	•	•
T15	•	•
T24	•	•
Thickness	15	15
Inst. Diag.	M377, M380	M377



Gedina E tile



Section of Gedina E + Extra Bass system



Gedina E system

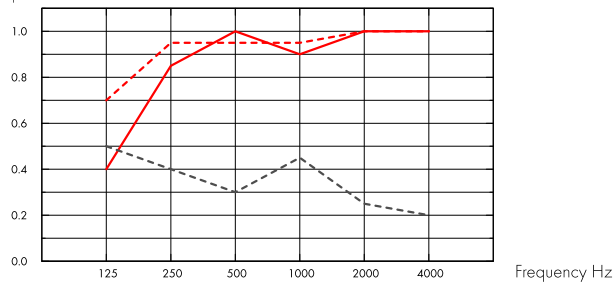
Acoustic



Sound Absorption:

Test results according to EN ISO 354. Classification according to EN ISO 11654.

α_p , Practical sound absorption coefficient



- Gedina E 15 mm, 200 mm o.d.s.
 - - Gedina E 15 mm + Extra Bass 50 mm, 200 mm o.d.s.
 - - - Gedina E/gamma 15 mm, 200 mm o.d.s.
- o.d.s = overall depth of system

	THK mm	o.d.s. mm	α_p , Practical sound absorption coefficient						α_{wv}	Sound absorption class
			125 Hz	250 Hz	500 Hz	1000 Hz	2000 Hz	4000 Hz		
-	15	200	0.40	0.85	1.00	0.90	1.00	1.00	1.00	A
+ Extra Bass	65	200	0.70	0.95	0.95	0.95	1.00	1.00	1.00	A
gamma	15	200	0.50	0.40	0.30	0.45	0.25	0.20	0.30	D

Indoor Air Quality



Certificate / Label

Eurofins Indoor Air Comfort®

IAC Gold

French VOC

A+



Carbon footprint



kg CO₂ equiv/m²

Gedina E 2,62 (Gedina family EPD in conformity with ISO 14025 / EN 15804)

Extra Bass 1,62 (Extra Bass EPD in conformity with ISO 14025 / EN 15804)

Life-cycle stages A1 to C4 from EPD, in conformity with ISO 14025 / EN 15804



Circularity

Minimum post-consumer recycled content - Gedina A	44%
Minimum post-consumer recycled content - Extra Bass	66%
Recyclability	Fully recyclable



Fire safety

Country	Fire standard	Class
Europe	EN 13501-1	A2-s1,d0

The glass wool core of the tiles is tested and classified as non-combustible according to EN ISO 1182.



Humidity Resistance

Class C, relative humidity 95% and 30°C, according to EN 13964:2014



Visual appearance

White 500, nearest NCS colour sample S 0500-N, 84% light reflectance.



Mechanical properties

See table about Max live load and Min load bearing capacity and Functional demands, Mechanical properties at www.ecophon.com.



Cleanability

Daily dusting and vacuum cleaning. Weekly wet wiping.



Accessibility

The tiles are easily demountable. Minimum demounting depth according to installation diagrams.



Installation

Installed according to installation diagrams, installation guides and drawing aid. For information regarding minimum overall depth of system see quantity specification.



System weight

	kg/m ²
Gedina E	1,3
Gedina E + Connect grid system	2,3
Gedina E/Gamma	1,7
Gedina E/Gamma + Connect grid system	2,7

Weight information is indicative and subject to variation.

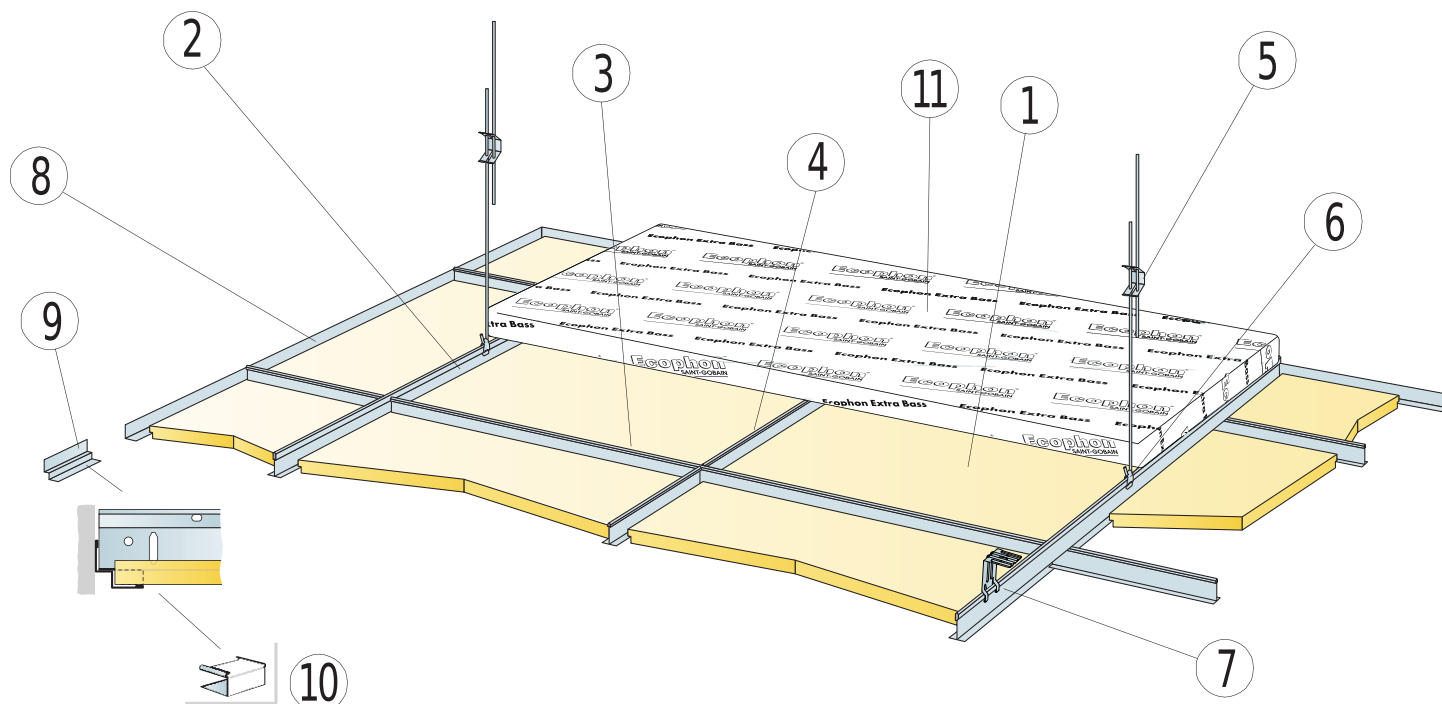


CE

Ecophon ceiling systems are CE marked according to the European harmonized standard EN13964:2014. CE marked construction products are covered by a Declaration of Performance (DOP) which enables customers and users to easily

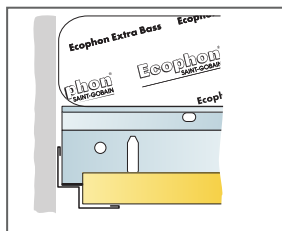
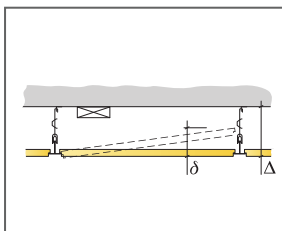
compare performance of products available on the European market.

INSTALLATION DIAGRAM (M377) FOR ECOPHON GEDINA E + EXTRA BASS

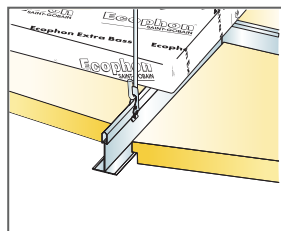


QUANTITY SPECIFICATION (EXCL. WASTAGE)

	Size, mm	
	600x600	1200x600
1 Gedina E	2,8/m ²	1,4/m ²
2 Connect T24 or T15 Main runner, installed at 1200 mm centres (max. distance from wall 600 mm, can be extended up to 1200 mm if no live load between Main runner and wall).	0,9m/m ²	0,9m/m ²
3 Connect T24 or T15 Cross tee, L=1200 mm, installed at 600 mm centres	1,7m/m ²	1,7m/m ²
4 Connect T24 or T15 Cross tee, L=600 mm	0,9m/m ²	-
5 Connect Adjustable Hanger, installed at 1200 mm centres (max. distance from wall 600 mm)	0,7/m ²	0,7/m ²
6 Connect Hanger Clip (not to be used in swimming hall environments)	0,7/m ²	0,7/m ²
7 For direct installation: Connect Direct Bracket, installed at 1200 mm centres	0,7/m ²	0,7/m ²
8 Connect Angle Trim, fixed at 300 mm centres	as required	as required
9 Connect Shadow-line Trim, fixed at 300 mm centres	as required	as required
10 Connect E-plug 0158/0154 (for Connect Shadow-line Trim)	as required	as required
11 Extra Bass (1200x600x50 mm)	0,7/m ²	0,7/m ²
12	-	-
Δ Min. overall depth of system: 110 mm	-	-
δ Min. demounting depth T15: 110 mm, T24: 90 mm (tiles without Extra Bass above)	-	-



Straight cut, panel resting on shadow-line trim.

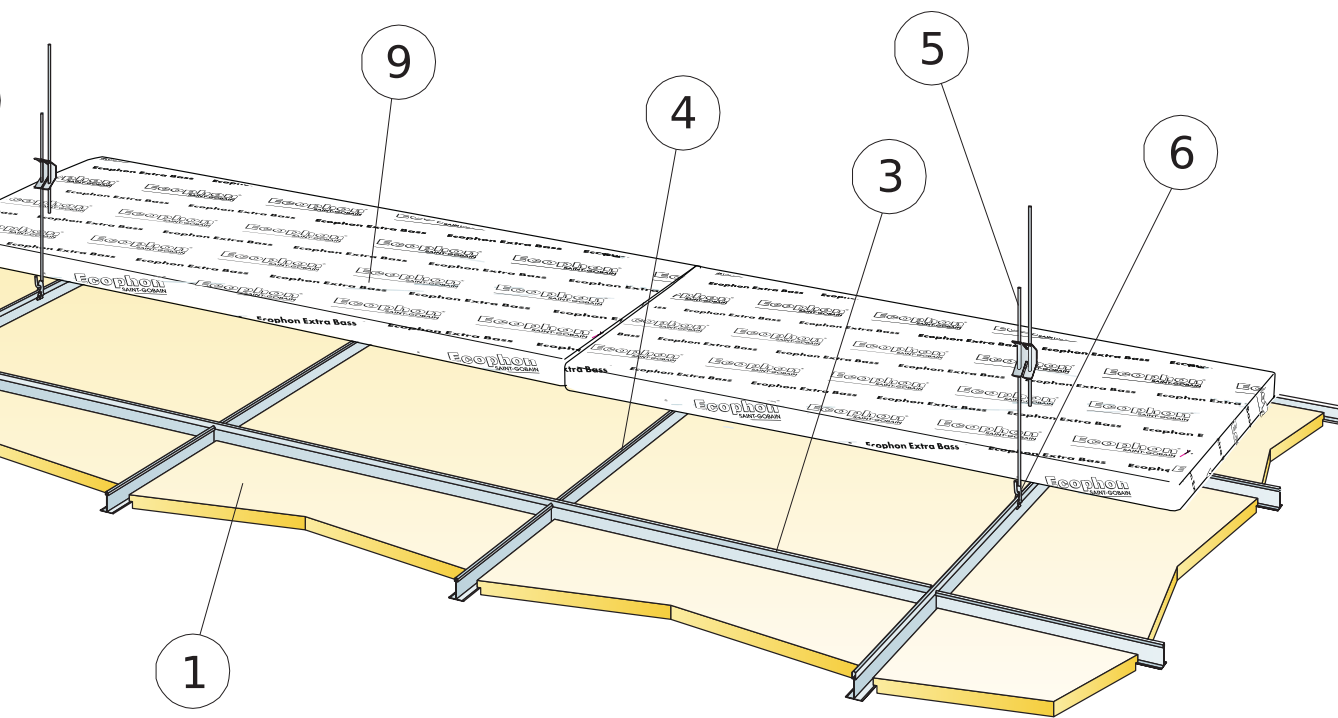


Suspension with adjustable hanger and clip

Size, mm	Max live load [N]	Min load bearing capacity [N]
600x600x15	50	160
1200x600x15	50	160

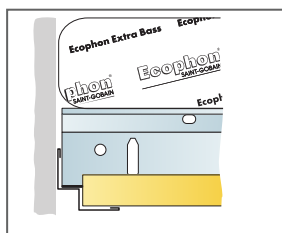
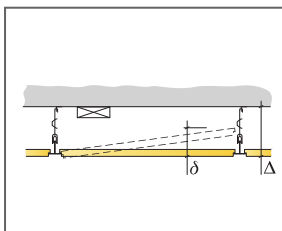
Live load/load bearing capacity

INSTALLATION DIAGRAM (M380) FOR ECOPHON GEDINA E + EXTRA BASS, CONNECT T24 MAIN RUNNER INSTALLED AT 1800 MM CENTRES

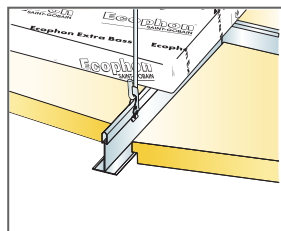


QUANTITY SPECIFICATION (EXCL. WASTAGE)

	Size, mm
	600x600
1 Gedina E	2,8/m ²
2 Connect T24 Main runner, installed at 1800 mm centres (max. distance from wall 600 mm, can be extended up to 1200 mm if no live load between Main runner and wall)	0,56m/m ²
3 Connect T24 Cross tee, L=1800 mm	1,7m/m ²
4 Connect T24 Cross tee, L=600 mm centres	1,1m/m ²
5 Connect Adjustable hanger, installed at 1200 mm centres (max. distance from wall 600 mm)	0,46/m ²
6 Connect Hanger clip	0,46/m ²
7 Connect Angle trim, fixed at 300 mm centres	as required
8 Alt. Connect Shadow-line Trim, fixed c300	as required
9 Extra Bass (1200x600x50 mm)	0,7/m ²
10	-
Δ Min. overall depth of system: 110 mm	-
δ Min. demounting depth: 120 mm (files without Extra Bass above)	-



Straight cut, panel resting on shadow-line trim.



Suspension with adjustable hanger and clip

Size, mm	Max live load [N]	Min load bearing capacity [N]
600x600x15	20	160

Live load/load bearing capacity




Ecophon Gedina™ A for Bandraster

Ecophon Gedina™ A for bandraster has an exposed grid system with each tile individually demountable. Especially developed for bandraster solutions where long panels are required.




Joulez, Rotterdam, Netherlands

SYSTEM RANGE



Size, mm	1720x300	1720x600
Bandraster	•	•
Thickness	15	15
Inst. Diag.	M346	M346

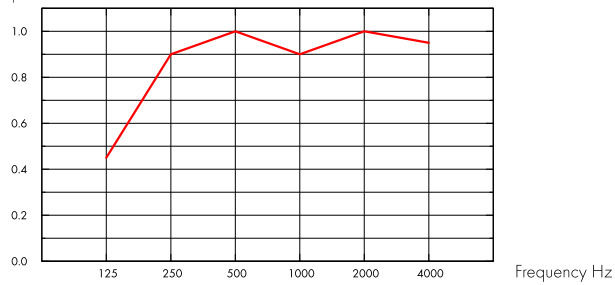


Acoustic

Sound Absorption:

Test results according to EN ISO 354. Classification according to EN ISO 11654.

α_p , Practical sound absorption coefficient



— Gedina A 15 mm, 200 mm o.d.s.

o.d.s = overall depth of system

THK mm	o.d.s. mm	α_p , Practical sound absorption coefficient						α_w	Sound absorption class
		125 Hz	250 Hz	500 Hz	1000 Hz	2000 Hz	4000 Hz		
15	200	0.45	0.90	1.00	0.90	1.00	0.95	1.00	A

THK mm	o.d.s. mm	NRC	SAA
15	200	0.95	0.00
15	400	0.85	0.86

THK mm	AC(1.5) Articulation Class, ASTM E1111, ASTM E1110	D_{nfw} Weighted normalized flanking level difference, ISO 10848-2	CAC dB Ceiling Attenuation Class, ASTM 1414, ASTM E413
15	190	18	19



Indoor Air Quality

Certificate / Label	G35xxxxx articles	37xxxxx articles
Eurofins Indoor Air Comfort®	IAC Gold	IAC Gold
French VOC	A+	A+
Finnish M1	•	





Circularity

Minimum post-consumer recycled content	55%
Recyclability	Fully recyclable



Fire safety

Country	Fire standard	Class
Europe	EN 13501-1	A2-s1,d0

The glass wool core of the tiles is tested and classified as non-combustible according to EN ISO 1182.



Humidity Resistance

Class C, relative humidity 95% and 30°C, according to EN 13964:2014



Visual appearance

White 500, nearest NCS colour sample S 0500-N, 84% light reflectance.



Cleanability

Daily dusting and vacuum cleaning. Weekly wet wiping.



Accessibility

The tiles are easily demountable. Minimum demounting depth according to installation diagrams.



Installation

Installed according to installation diagram and bandraster/grid supplier recommendations.



System weight

	kg/m ²
Gedina A	1,3
Gedina A + Connect grid system	2,3
Gedina A/Gamma	1,7
Gedina A/Gamma + Connect grid system	2,7

Weight information is indicative and subject to variation.



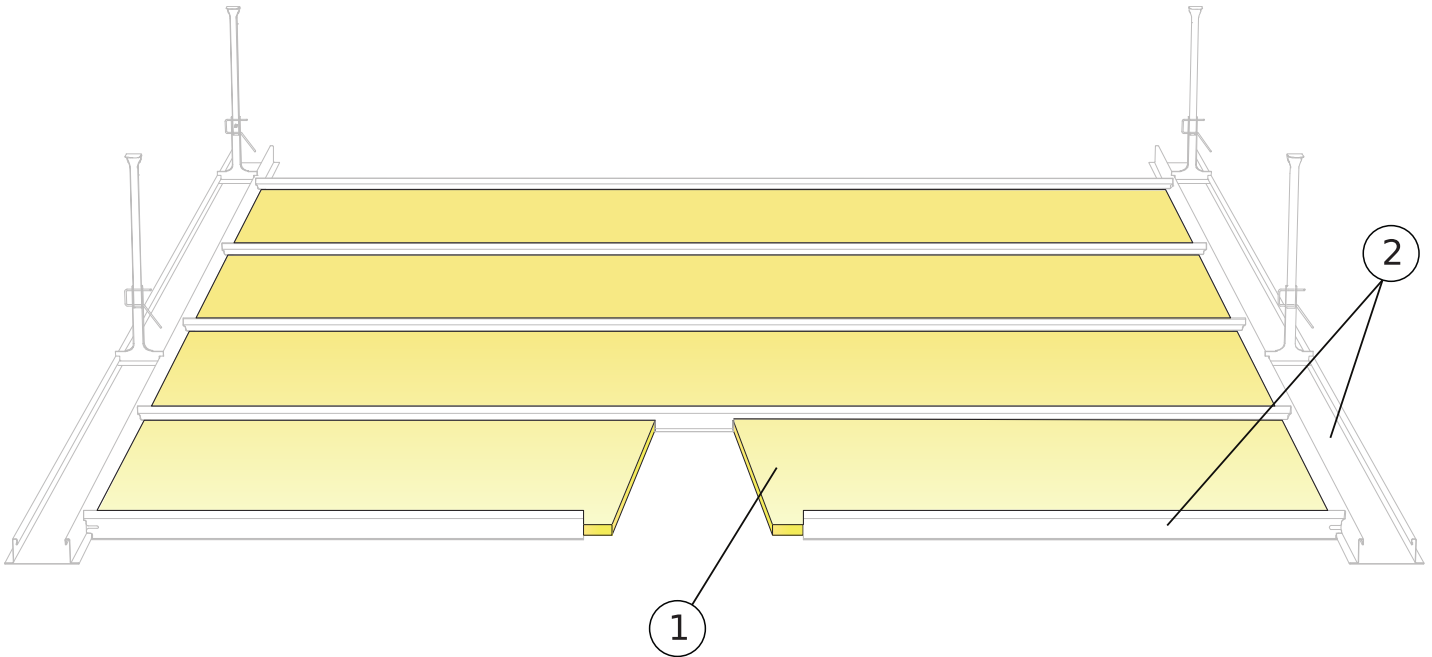
Mechanical properties

See table about Max live load and Min load bearing capacity and Functional demands, Mechanical properties at www.ecophon.com.



CE

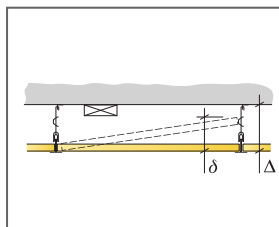
Ecophon ceiling systems are CE marked according to the European harmonized standard EN 13964:2014. CE marked construction products are covered by a Declaration of Performance (DOP) which enables customers and users to easily compare performance of products available on the European market.



© Ecophon Group

QUANTITY SPECIFICATION (EXCL. WASTAGE)

	Size, mm	
	1720x300	1720x600
1 Gedina A for Bandraster	1,94/m ²	0,97/m ²
2 Bandraster profiles	-	as required
Δ Min. overall depth of system according to bandraster supplier	-	-
δ Min. demounting depth:	-	-



See Quantity Specification



Size, mm	Max live load [N]	Min load bearing capacity [N]
1720x300x15	-	-
1720x600x15	-	-

Live load/load bearing capacity



Ecophon Gedina™ D/A for Bandraster (T24)

Especially developed for bandraster solutions where long panels are required. The panels have a edge D on the long sides and edge A on the short sides. Each panel is individually demountable.



Hoofdkantoor Randstad, Diemen, Netherlands

SYSTEM RANGE



Size, mm	1720x600
Bandraster	•
Thickness	15
Inst. Diag.	M511



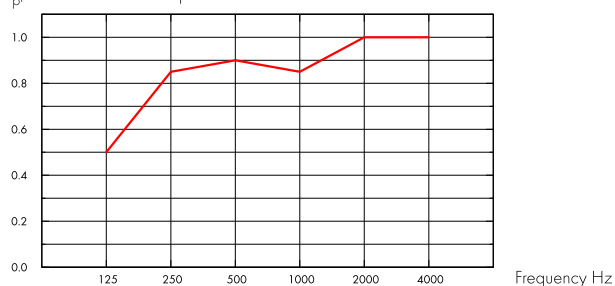
Acoustic



Sound Absorption:

Test results according to EN ISO 354. Classification according to EN ISO 11654.

α_p , Practical sound absorption coefficient



— Gedina D/A 15 mm, 200 mm o.d.s.

o.d.s = overall depth of system

THK mm	o.d.s. mm	α_p , Practical sound absorption coefficient						α_w	Sound absorption class
		125 Hz	250 Hz	500 Hz	1000 Hz	2000 Hz	4000 Hz		
15	200	0.50	0.85	0.90	0.85	1.00	1.00	0.90	A



Cradle to Cradle Certified®



This product is Cradle to Cradle Certified® at Bronze level (version 4.0).



Material Health



This product has received a C2C Certified Material Health Certificate™ at the Silver level (standard version 4.0). The C2C Certified Material Health Certificate™ is a verification of the health and safety of a product's composition using the Material Health requirements of the Cradle-to-Cradle Certified Product Standard.



Carbon footprint

	kg CO ₂ equiv/m ²	Life-cycle stages A1 to C4 from EPD, in conformity with ISO 14025 / EN 15804
Gedina D/A	4,45 (Gedina family EPD in conformity with ISO 14025 / EN 15804)	



Circularity

Fully recyclable.



Fire safety

Country	Fire standard	Class	The glass wool core of the tiles is tested and classified as non-combustible according to EN ISO 1182.
Europe	EN 13501-1	A2-s1,d0	



Humidity Resistance

Class C, relative humidity 95% and 30°C, according to EN 13964:2014



Visual appearance

White 500, nearest NCS colour sample S 0500-N, 84% light reflectance.



Cleanability

Daily dusting and vacuum cleaning. Weekly wet wiping.



Accessibility

The tiles are easily demountable. Minimum demounting depth according to installation diagrams.



Installation

Installed according to installation diagram and bandraster/grid supplier recommendations.



System weight

	kg/m ²	Weight information is indicative and subject to variation.
Gedina D/A	1,9	
Gedina D/A + Connect grid system	2,9	



Mechanical properties

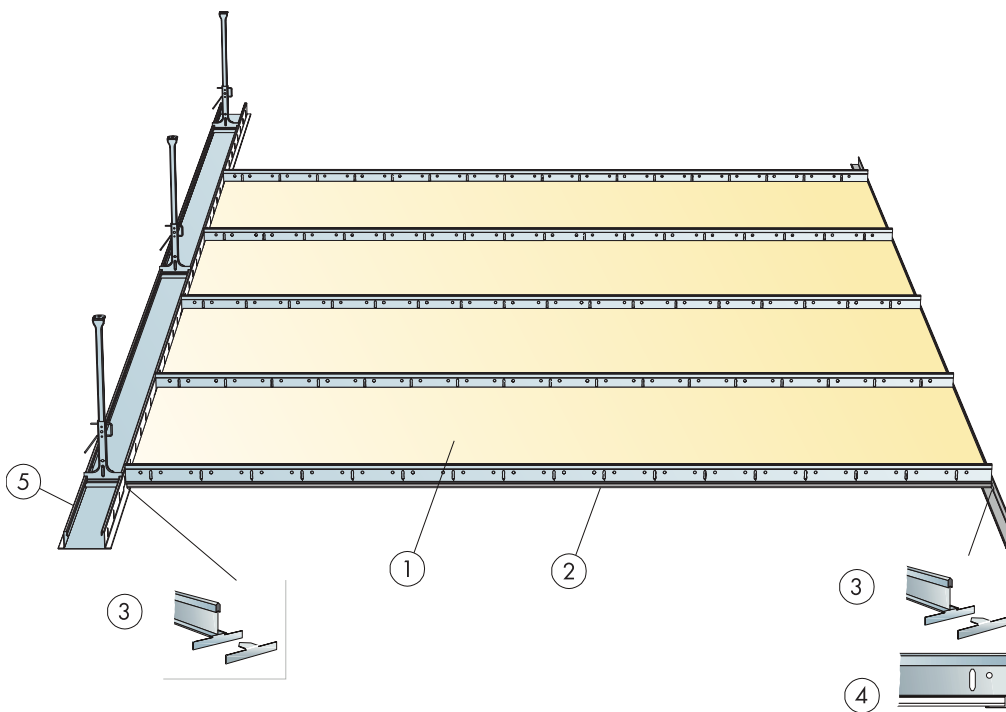
See table about Max live load and Min load bearing capacity and Functional demands, Mechanical properties at www.ecophon.com.



CE

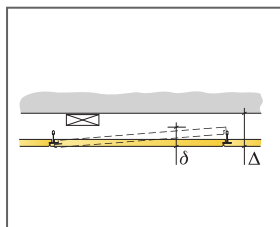
Ecophon ceiling systems are CE marked according to the European harmonized standard EN13964:2014. CE marked construction products are covered by a Declaration of Performance (DOP) which enables customers and users to easily compare performance of products available on the European market.

INSTALLATION DIAGRAM (M347) FOR ECOPHON GEDINA D/A FOR BANDRASTER



QUANTITY SPECIFICATION (EXCL. WASTAGE)

		Size, mm
		1720x600
1	Gedina D/A for Bandraster	0,97/m ²
2	Connect T24 Corridor profile, installed at 600 mm centres	0,95/m ²
3	Connect End fixing plate	1,95/m ²
4	Connect Angle trim, fixed at 200 mm centres	as required
5	Bandraster profiles	as required
Δ Min. overall depth of system according to bandraster supplier		-
δ Min. demounting depth:		-



Size, mm	Max live load [N]	Min load bearing capacity [N]
1720x600x15	-	-

Live load/load bearing capacity




Ecophon Gedina™ D/A for Corridor

Especially developed for corridor solutions where long panels are required. The panels have a edge D on the long sides and edge A on the short sides. Each panel is individually demountable.



Original Sokos Hotel President, Helsinki, Finland

SYSTEM RANGE

 Size, mm	1720x600
T24	•
Thickness	15
Inst. Diagr.	M475



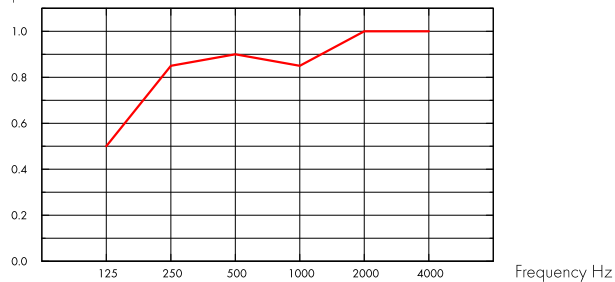
Acoustic



Sound Absorption:

Test results according to EN ISO 354. Classification according to EN ISO 11654.

α_p , Practical sound absorption coefficient



— Gedina D/A 15 mm, 200 mm o.d.s.

o.d.s = overall depth of system

THK mm	o.d.s. mm	α_p , Practical sound absorption coefficient						α_w	Sound absorption class
		125 Hz	250 Hz	500 Hz	1000 Hz	2000 Hz	4000 Hz		
15	200	0.50	0.85	0.90	0.85	1.00	1.00	0.90	A



Cradle to Cradle Certified®



This product is Cradle to Cradle Certified® at Bronze level (version 4.0).



Material Health



This product has received a C2C Certified Material Health Certificate™ at the Silver level (standard version 4.0). The C2C Certified Material Health Certificate™ is a verification of the health and safety of a product's composition using the Material Health requirements of the Cradle-to-Cradle Certified Product Standard.



Carbon footprint

	kg CO ₂ equiv/m ²	Life-cycle stages A1 to C4 from EPD, in conformity with ISO 14025 / EN 15804
Gedina D/A	4,45 (Gedina family EPD in conformity with ISO 14025 / EN 15804)	



Circularity

Minimum post-consumer recycled content	55%
Recyclability	Fully recyclable



Fire safety

Country	Fire standard	Class
Europe	EN 13501-1	A2-s1,d0

The glass wool core of the tiles is tested and classified as non-combustible according to EN ISO 1182.



Humidity Resistance

Class C, relative humidity 95% and 30°C, according to EN 13964:2014



Visual appearance

White 500, nearest NCS colour sample S 0500-N, 84% light reflectance.



Cleanability

Daily dusting and vacuum cleaning. Weekly wet wiping.



Accessibility

The tiles are easily demountable. Minimum demounting depth according to installation diagrams.



Installation

Installed according to installation diagrams, installation guides and drawing aid.



System weight

	kg/m ²
Gedina D	1,7
Gedina D + Connect grid system	2,7

Weight information is indicative and subject to variation.



Mechanical properties

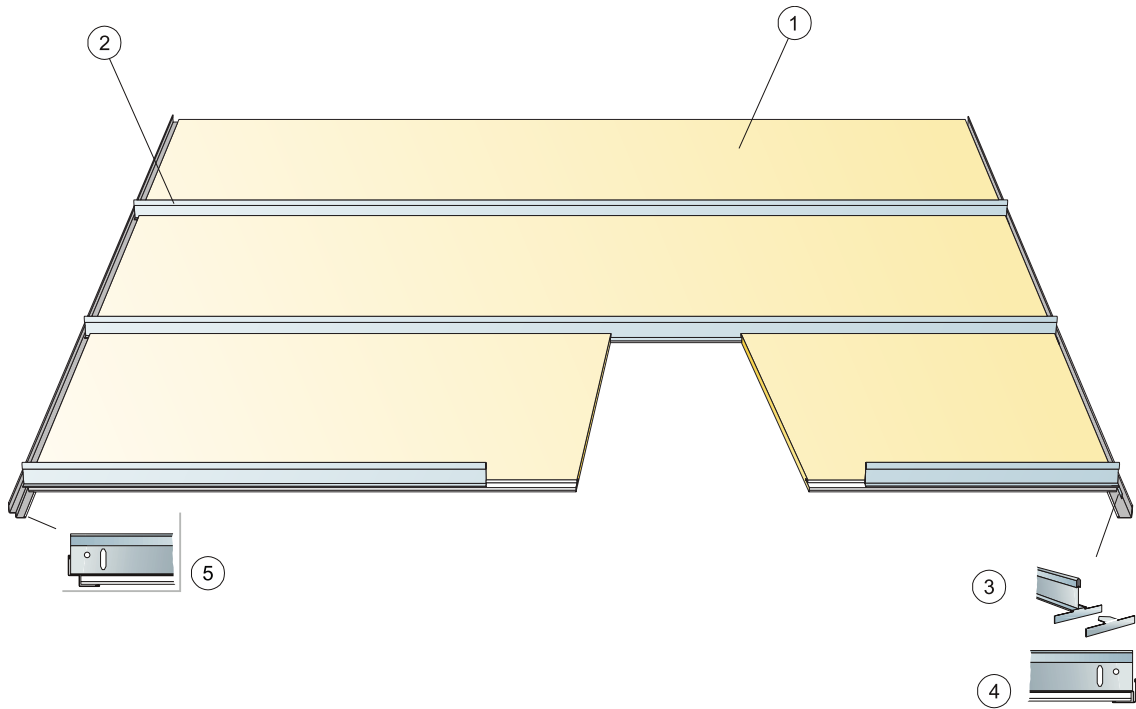
See table about Max live load and Min load bearing capacity and Functional demands, Mechanical properties at www.ecophon.com.



CE

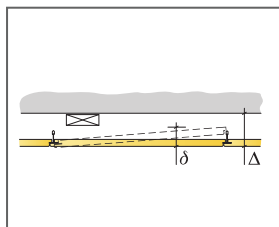
Ecophon ceiling systems are CE marked according to the European harmonized standard EN13964:2014. CE marked construction products are covered by a Declaration of Performance (DOP) which enables customers and users to easily compare performance of products available on the European market.

INSTALLATION DIAGRAM (M347) FOR ECOPHON GEDINA D/A FOR BANDRASTER



QUANTITY SPECIFICATION (EXCL. WASTAGE)

		Size, mm
		1720x600
1	Gedina D/A for Bandraster	0,97/m ²
2	Connect T24 Corridor profile, installed at 600 mm centres	0,95/m ²
3	Connect End fixing plate	1,95/m ²
4	Connect Angle trim, fixed at 200 mm centres	as required
5	Connect Shadow-line trim, fixed at 200 mm centres	as required
Δ Min. overall depth of system: 50 mm		-
δ Min. demounting depth: 75 mm		-



Size, mm	Max live load [N]	Min load bearing capacity [N]
1720x600x15	-	-

Live load/load bearing capacity